

# How to mark offline in Turnitin using an iPad/iPhone

## Moodle Help & Support (Staff)

This refers to Moodle 3.4 from September 2018 onward.

**Please note:** To mark assignments submitted to a Turnitin dropbox in Moodle offline you need an iPad or an iPhone and the Turnitin app.

**The app is NOT recommended where multiple markers are used to mark assignments.**

This is because the app does not have any group filter functionality, and because it is possible to overwrite others' marking if careless.

## Before using the iPad/iPhone

- On your desktop computer go to your module and click on the Turnitin assignment you wish to mark.
- Click on the blue pencil of any of the assignments to launch Feedback Studio.

First Name / Last Name	Submission Title	Turnitin Paper ID	Submitted	Similarity	Grade
Anne Rockcliffe	Final Report	74747860	9/08/17, 14:21	100%	~/100

- In Feedback Studio press the i button. This will launch a pop-up window.
- Enter your email address then enter it again to confirm.

Info

Email Sent! Open it on your iOS device.

Submission Details

Submission ID 85064413  
Submission Date 19-Mar-2018 03:30PM (UTC+0000)  
Submission Count 1  
Last Graded Date N/A  
QuickMarks N/A  
Comments N/A  
File Name 118560\_Adrian\_Teacher\_Final\_1\_...  
File Extension pdf  
File Size N/A  
Character Count 1240  
Word Count 268  
Page Count 2

Feedback Studio for iOS®

Receive a unique link to access this class in your Feedback Studio for iOS app. [Learn more](#)

Email  
sally.hanford@nottingham.ac.uk

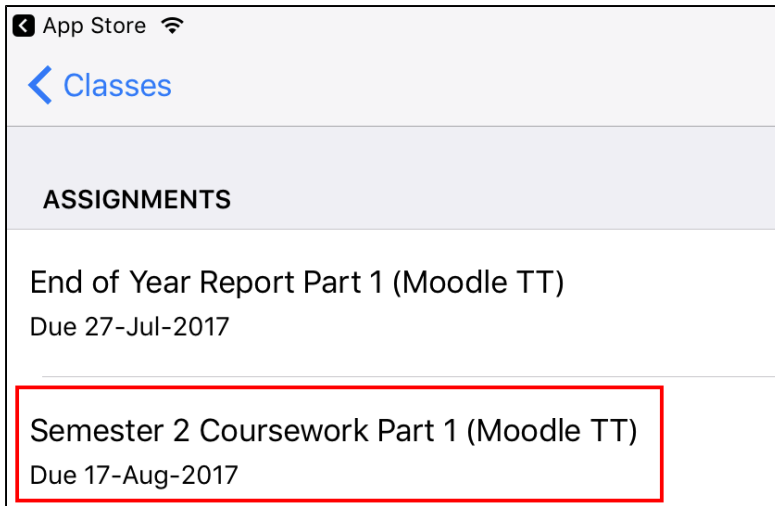
Confirm Email  
sally.hanford@nottingham.ac.uk

Email me

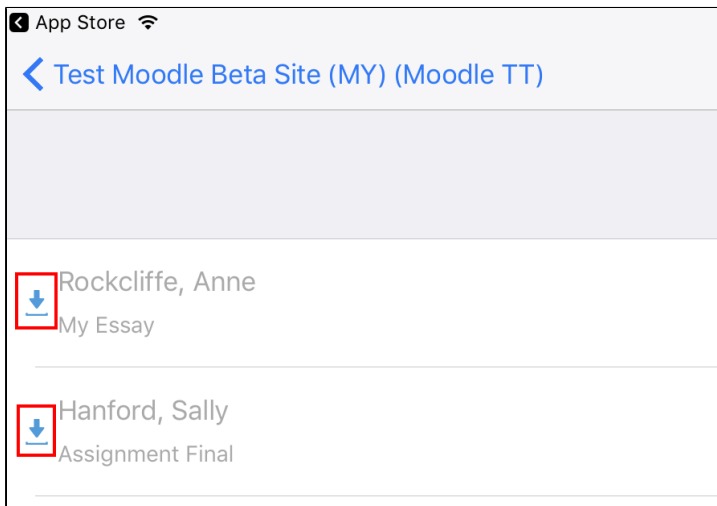
- **Important - Make sure that you have the most recent version of Feedback Studio installed on the iPad. (Update it from the App Store)**
- You will receive a class link via email. From the email, select the 'Add class' button to add the class to the app.

## Accessing submissions via your iPad/iPhone

- On your iPad ensure that you have **the most recent version** of the Turnitin app installed. Launch the app by clicking on the 'Add class' button from the email you were sent in the step outlined above.
- Tap the assignment you wish to access.

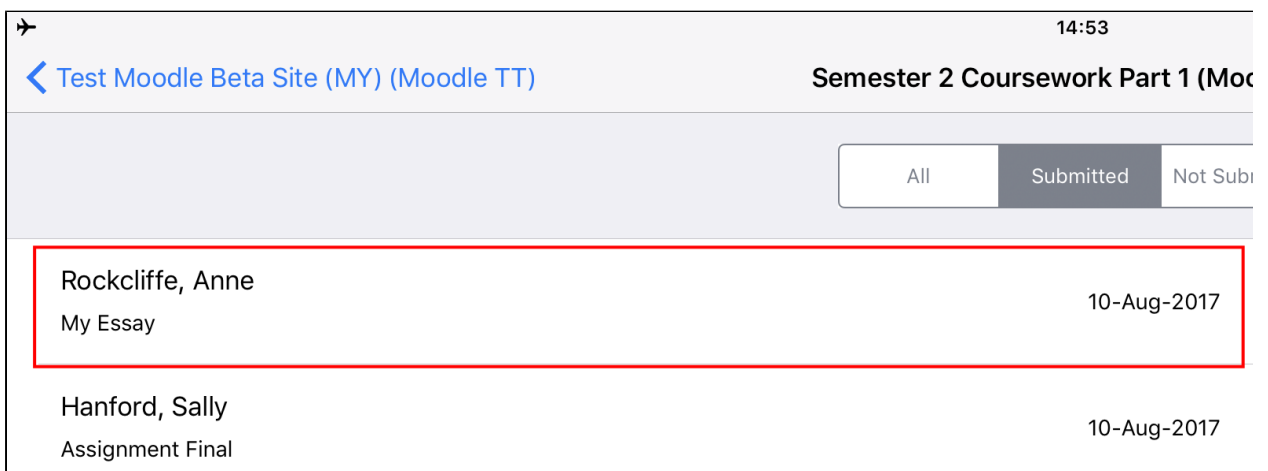


- You will be taken to the assignments area. To download the submissions tap on the blue downward facing arrows of each student's submission.
- Once they have downloaded the blue arrows will disappear.

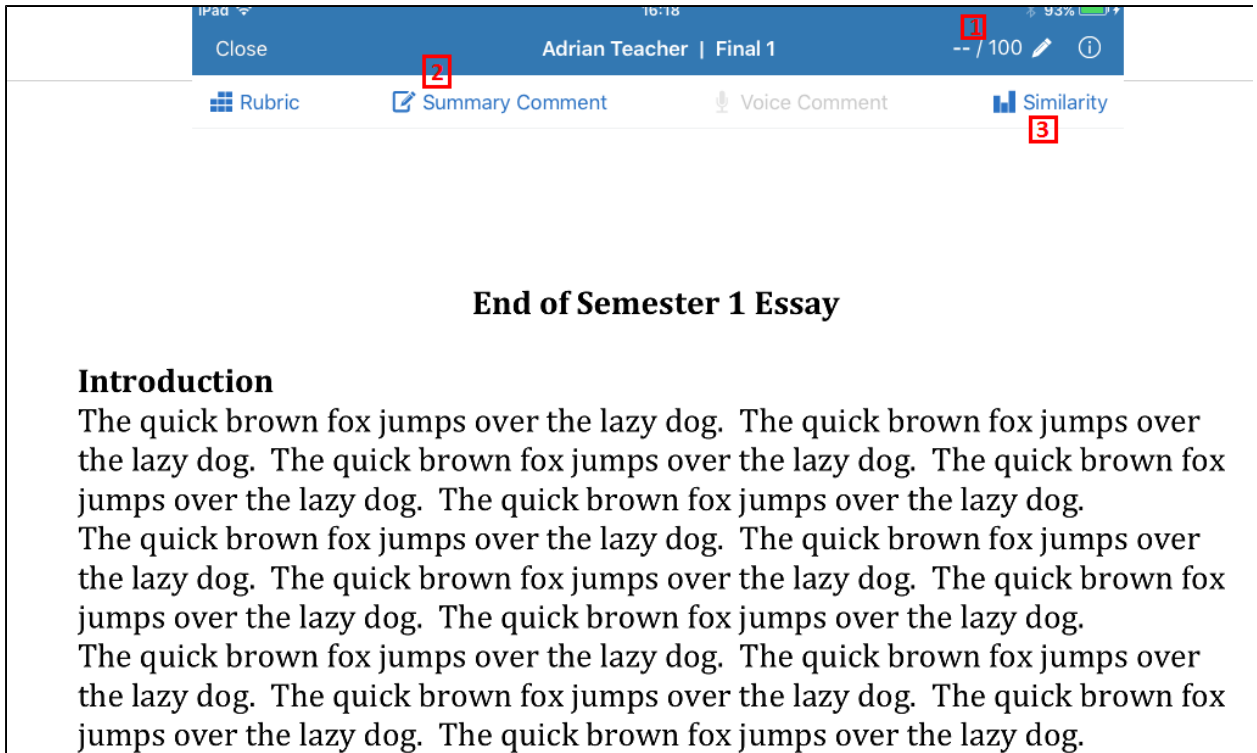


## Marking assignments

- If you have downloaded the assignments then you do not need a network connection to mark. You can do this 'offline' if you wish.
- The marks and feedback will re-sync when you next have a network connection.
- Tap on the name of the student whose work you wish to mark to display the marking screen.

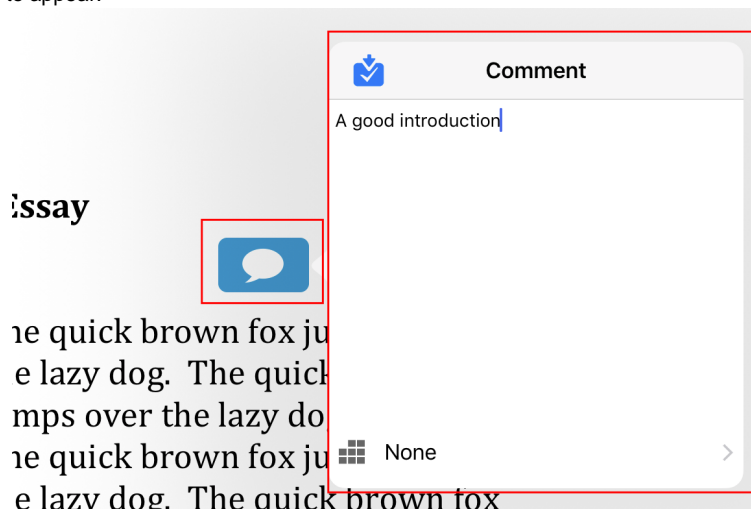


- The assignment will load allowing you to review it. Towards the top of the screen there are 3 icons.



- 1 - Tapping this icon will launch a new screen which will allow you to enter a mark.
- 2 - Tapping this icon will launch a new screen which will allow you to enter general feedback.
- 3 - Tapping this icon will open up the similarity score.

- If you wish to add a comment directly on the assignment you can do so by tapping on the screen where you would like the comment to appear.



- When you are ready to give a mark tap the **--/100 icon** towards the top-right and enter a score.
- If you want to add general comments tap the Summary Comment icon, this will then enable you to type comments in the **Summary Comment** text box.
- If you wanted to provide feedback via an audio recording tap the Voice comment icon. Please note that there is a three minute limit for audio comments.

The next time you have an internet connection the marks and feedback will sync to Moodle. If the scores do not appear then press the **Refresh Submission** link located within the Turnitin assignment in Moodle.

-

Show 10 Entries Search: Refresh Submissions Turnitin Messages Inbox (51)

Prev 1 Next

SHOWING 1 TO 2 OF 2 ENTRIES.

<input type="checkbox"/>	First Name / Last Name	Submission Title	Turnitin Paper ID	Submitted	Similarity	Grade	
<input type="checkbox"/>	Sally Hanford	Assignment Final	74766149	10/08/17, 14:39	100%	-/100	• 📄 📂 ⬇️ 🔄 🗑️
<input type="checkbox"/>	Anne Rockcliffe	My Essay	74766155	10/08/17, 14:39	100%	67/100	• 📄 📂 ⬇️ 🔄 🗑️

Prev 1 Next

- The iPhone version follows the same instructions.

Virgin 3G 15:43 99%

Close Anne Rockcliffe | My... 67 / 100 ⓘ

📄 ✎️ 🎤 📊

A good attempt but requires further work in the areas of argument and referencing.

---

**End of Semester 1 Essay** 🗨️

**Introduction**

The quick brown fox jumps over the lazy dog. The quick brown fox jumps over the lazy dog. The quick brown fox jumps over the lazy dog. The quick brown fox jumps over the lazy dog. The quick brown fox jumps over the lazy dog.

The quick brown fox jumps over the lazy dog. The quick brown fox jumps over the lazy dog. The quick brown fox jumps over the lazy dog. The quick brown fox jumps over the lazy dog. The quick brown fox jumps over the lazy dog.

The quick brown fox jumps over the lazy dog. The quick brown fox jumps over the lazy dog. The quick brown fox jumps over the lazy dog. The quick brown fox jumps over the lazy dog. The quick brown fox jumps over the lazy dog.

The quick brown fox jumps over the lazy dog. The quick brown fox jumps over the lazy dog. The quick brown fox jumps over the lazy dog. The quick brown fox jumps over the lazy dog. The quick brown fox jumps over the lazy dog.


The quick brown fox jumps over the lazy dog. The quick brown fox jumps over the lazy dog. The quick brown fox jumps over the lazy dog. The quick brown fox jumps over the lazy dog. The quick brown fox jumps over the lazy dog.

**Results**

The quick brown fox jumps over the lazy dog. The quick brown fox jumps over the lazy dog. The quick brown fox jumps over the lazy dog. The quick brown fox jumps over the lazy dog. The quick brown fox jumps over the lazy dog.

The quick brown fox jumps over the lazy dog. The quick brown fox jumps over the lazy dog. The quick brown fox jumps over the lazy dog. The quick brown fox jumps over the lazy dog. The quick brown fox jumps over the lazy dog.

The quick brown fox jumps over the lazy dog. The quick brown fox jumps over the lazy dog. The quick brown fox jumps over the lazy dog. The quick brown fox jumps over the lazy dog. The quick brown fox jumps over the lazy dog.



### Similar Tutorials:

- Using Turnitin within Moodle Assignments
- How to create a Turnitin assignment drop box
- How to view your grade and feedback in Turnitin
- How do I allow my students to see their Turnitin assignment grades and feedback?
- Turnitin
- How to view submitted and received reviews in Peermark
- Turnitin file types and word processor compatibility
- How to create rubric assessment criteria in Turnitin
- How to export grades and download assignments from Turnitin
- How to delete a single Turnitin submission to enable submission
- How to exclude University of Nottingham papers from a Turnitin Originality Report

- How Turnitin deals with resubmission of the same paper by the same student
- How to create your own Turnitin QuickMarks set and export/import QuickMarks
- How to mark offline in Turnitin using an iPad/iPhone
- How to re-use and share rubrics in Turnitin assignments
- Giving feedback without needing a submission in Turnitin
- Turnitin (& Moodle) assignment submission checklist
- How To setup PeerMark in Turnitin
- How to provide feedback and comments in Turnitin
- How to mark a Turnitin assignment in Moodle