

Magic with Moodle

Hiding and restricting material; conditional release

New Media Design (G53NMD MY, G53NMD UK) (12-13) [p]

Stefan Rennick Egglestone
Computer Science

New Media Design 2013
University of Nottingham



Welcome to New Media Design 2013 (G53NMD)

With extra material from Learning Team

Background

- Hide individual items from students while they are under preparation but not yet ready
- Hide sections of material until ready (e.g., prepare later weeks of the module in advance but not release)
- Hide material from students until a certain date
- Not allow students to view resources for a particular week until they have completed the previous week

What we did

- Hiding and showing

“Poke it in the eye”

This Week's Activities

- Forum for Week Tips and Tricks
- Using Moodle - what would you like to know?

Webinar

No webinar this week

Add a resource... Add an activity...

9 Additional Information

Resources

- Tips from the Moodle Team (Tayo) **Hidden item**
- How I use Moodle

Add a resource... Add an activity...

10 Further resources

- Essay 1
- Webinar on Copyright
- with Tony Simmonds, IS Research & Learning Resources
- Tuesday 19 June 2012 3 pm (UK time)
- Find out about copyright as it affects materials in Powerpoints and other resources uploaded to Moodle, the use of images and other resources from a variety of sources. Whether you are transferring materials from WebCT or creaign them anew, using materials created by others or concerned about your own copyright material, this webinar will provide an overview and a chance to ask questions.
- Watch the Nottingham Moodle video!
- Good practice & typical Moodle Examples

Add a resource... Add an activity...

What we did


- Release by date

5 Individual Coursework


Details of the individual coursework for G53NMD 2013.

 Individual coursework specification - UK delivery

Restricted: 'Available from 8 February 2013, 09:00 AM.'

 Individual coursework specification - Malaysia delivery

Restricted: 'Available from 8 February 2013, 09:00 AM.'

 Marking criteria for wiki article containing infographic

 Individual coursework specification - UK delivery

Restricted: 'Available from 8 February 2013, 09:00 AM.'


Restricted: 'Available from 10 February 2013, 04:00 PM to 27 March 2013.'

Common module settings

Visible

ID number 

Restrict access

Allow access from  8 February 2013 09:00 Enable

Allow access until 2 July 2013 00:00 Enable

Grade condition  (none) must be at least % and less than %

Before activity can be accessed





There are required fields in this form marked *.

2 Video Podcasts

Each week of the course, new podcasts will be available. However, you will only be able to access them once you have scored at least 4/5 in the previous weeks quiz. This is to prove that you have been through the entire video - the answers to the questions are all given in the podcasts.




A sensible strategy is to look at the questions of the quiz before you watch the podcast then, as you go through, look out for answers to the questions.

Week 1

-  1. Introducing New Media
-  2. Design Basics: form and function
-  Week 1 discussion
-  Quiz 1





Week 2

Restricted: 'Available from 4 February 2013, 04:00 PM.'

-  3. Infographics
Restricted: 'Not available until you achieve a required score in **Quiz 1**. Available from 4 February 2013, 04:00 PM.'
-  4. Thirteen Sins of New Media Design
Restricted: 'Not available until you achieve a required score in **Quiz 1**. Available from 4 February 2013, 04:00 PM.'
-  Week 2 discussion forum
Restricted: 'Not available until you achieve a required score in **Quiz 1**. Available from 4 February 2013, 04:00 AM.'
-  Quiz 2
Restricted: 'Not available until you achieve a required score in **Quiz 1**. Available from 4 February 2013, 09:00 AM.'


Week 3

Restricted: 'Available from 11 February 2013, 04:00 PM.'


-  5. Still Images and Screen Layout
Restricted: 'Not available until you achieve a required score in **Quiz 2**. Available from 11 February 2013, 04:00 PM.'
-  6. Graphics and Still Images
Restricted: 'Not available until you achieve a required score in **Quiz 2**. Available from 11 February 2013, 04:00 PM.'
-  Week three discussion forum
Restricted: 'Not available until you achieve a required score in **Quiz 2**. Available from 11 February 2013, 04:00 PM.'
-  Quiz 3
Restricted: 'Not available until you achieve a required score in **Quiz 2**. Available from 11 February 2013, 04:00 PM.'

Conditional release

Restrict access

Allow access from  4 ▾ February ▾ 2013 ▾ 16 ▾ 00 ▾ Enable

Allow access until 2 ▾ July ▾ 2013 ▾ 00 ▾ 00 ▾ Enable

Grade condition  Quiz 1 ▾ must be at least 80 % and less than %

Grade condition (none) ▾ must be at least % and less than %

[Add 2 grade conditions to form](#)

Before activity can be accessed Show activity greyed-out, with restriction information ▾

[Save and return to module](#)

[Save and display](#)

[Cancel](#)

There are required fields in this form marked *.

How it worked with students

- The progression works as designed.
- Students work through from beginning to end
- Provides a way to offer a linear and uncluttered learning pathway
- Normally students cannot see anything that is greyed out in Moodle

Not only but also...

Can use completion criteria of any activity for conditional release, not just quizzes.

Examples

- You must have contributed a post to the Introductions Forum before you can see the first assignment
- You must have viewed the problems before you can see the Answer sheet

Tips and recommendations

- Check out your module by changing your role to Student
- If you return to the front page of your module and items you expect to be hidden or deleted are still there, then reload / refresh the page (to clear the cache)
- Keep the sequence of conditional activities simple

module page ?

Available from	2	July	2013	<input checked="" type="checkbox"/>	Enable
Available to	2	July	2013	<input type="checkbox"/>	Enable
Read only from	22	September	2013	<input checked="" type="checkbox"/>	Enable
Read only to	2	July	2013	<input type="checkbox"/>	Enable
Required entries ?	None				
Entries required before	None				

Further information

- Video of Stefan Rennick Egglestone speaking at Elearning Community on Internationalisation

How to achieve this

- Students can't see something in my module: I can see it greyed out...
<https://workspace.nottingham.ac.uk/display/Moodlehelp/Students+can%27t+see+something+in+my+module+-+I+can+see+it+greyed+out...>
- How to manage hidden resources, sections and modules (Video)
<https://workspace.nottingham.ac.uk/display/Moodlehelp/How+to+manage+hidden+resources%2C+sections+and+modules>
- How to enable conditional activities
<https://workspace.nottingham.ac.uk/display/Moodlehelp/How+to+enable+conditional+activities>

Learning Team Support

learning-team-support@nottingham.ac.uk

Blog: bit.ly/ltnottingham

Moodle Help: bit.ly/uonmoodlehelp

(or search Workspace for “Moodle help”)